

Группа компаний ГЛОБУС Интернейшнл

Firestone



Made by Firestone Building Products



(495) 221-08-88

SADOVNIK.RU POND LINER.RU

New products

P05 EFP-4000-10000



P06 FTP-4600-20000



P07 ESP-4600-20000



P08 EPP-4600-10000



P09 JKP-16000-55000



P10 JSP-35000-40000



P35 SKIMMER



P39 CF10-CF20-CF30



P41 ECF-15000



P52 FT-13-14



P53 103U-104U



Aquarium accessories Pond accessories Transformer Electrical products

P11 JSP15000-30000



P12 JSP3000-12000



P13 JGP15000-30000



P14 JGP3000-12000



P15 JFP15000-30000



P16 JFP13000-18000



P17 JFP3000-12000



P18 JPP3000-12000



P19 JTP-3000-18000



P20 SP3000-12000



P21 MP600-6000



P22-23 PF750-5000



P24-25 SP1000-5000



P26 WP350-750



P27 WP950-2000



P28 WP2350-5000



P29-30 WP399F-3500F



P31-32 WPG200-2000



P33 300/LV-377/500LV




P34 900-388-399/LV



P36 UBF-6000-12000



P37 UIF1500-UIF2000



P38 PF10-PF20-PF30



P40 UPF-8000-12000





Facts:

- High performance motor with innovative electronics, and energy saving up to 50%
- High pump heads and larger flow
- Can pump dirt particles of size up to 6 mm
- Adopt wearproof ceramic shaft which can be used in a longer time

特点:

- 采用先进电子技术的高效能电机，节省能源50%
- 高扬程，大流量
- 抽吸尘粒直径达6mm
- 采用耐磨陶瓷轴，寿命长



Energy-saving **50%**



Model 型号	watts 功率	Q max.(l/h) 流量	H max.(m) 扬程	approved 认证	Dimensions LxWxH(mm) 尺寸
EFP-4000	50	4000	3.2	CUL UL GS CE	380X318.5X162.5
EFP-6000	60	6000	3.6	CUL UL GS CE	380X318.5X162.5
EFP-8000	80	8000	4.0	CUL UL GS CE	380X318.5X162.5
EFP-10000	105	10000	4.5	CUL UL GS CE	380X318.5X162.5

Facts:

- High performance standard asynchronous motor with new design ,and energy saving up to 50% than before
- High pump heads and larger flow
- Can pump dirt particles of size up to 6 mm
- Adopt wearproof ceramic shaft which can be used in a longer time

特点:

- 采用新型高效异步电机, 节省能源50%
- 高扬程, 大流量
- 抽吸尘粒直径达6mm
- 采用耐磨陶瓷轴, 寿命长



Energy-saving 50%



Model 型号	watts 功率	Q max.(l/h) 流量	H max.(m) 扬程	approved 认证	Dimensions LxWxH(mm) 尺寸
FTP-4600	35	4500	2.6	CUL UL GS CE	292X290X158
FTP-6500	65	6200	3.7	CUL UL GS CE	292X290X158
FTP-8500	95	8100	4.5	CUL UL GS CE	292X290X158
FTP-10000	115	10000	5.0	CUL UL GS CE	292X290X158
FTP-12000	130	12000	5.5	CUL UL GS CE	340X337X173
FTP-15000	180	15000	6.0	CUL UL GS CE	340X337X173
FTP-20000	220	20000	6.2	CUL UL GS CE	340X337X173

Facts:

- High performance standard asynchronous motor with new design ,and energy saving up to 50% than before
- High pump heads and larger flow
- Can pump dirt particles of size up to 6 mm
- Adopt wearproof ceramic shaft which can be used in a longer time

特点:

- 采用新型高效异步电机, 节省能源50%
- 高扬程, 大流量
- 抽吸尘粒直径达6mm
- 采用耐磨陶瓷轴, 寿命长



Energy-saving 50%



Model 型号	watts 功率	Q max.(l/h) 流量	H max.(m) 扬程	approved 认证	Dimensions LxWxH(mm) 尺寸
ESP-4600	35	4500	2.6	CUL UL GS CE	310X170X173
ESP-6500	65	6200	3.7	CUL UL GS CE	310X170X173
ESP-8500	95	8100	4.5	CUL UL GS CE	310X170X173
ESP-10000	115	10000	5.0	CUL UL GS CE	310X170X173
ESP-12000	130	12000	5.5	CUL UL GS CE	346X196X192
ESP-15000	180	15000	6.0	CUL UL GS CE	346X196X192
ESP-20000	220	20000	6.2	CUL UL GS CE	346X196X192

Facts:

- High performance standard asynchronous motor with new design ,and energy saving up to 50% than before
- High pump heads and larger flow
- Can pump dirt particles of size up to 6 mm
- Adopt wearproof ceramic shaft which can be used in a longer time

特点:

- 采用新型高效异步电机, 节省能源50%
- 高扬程, 大流量
- 抽吸尘粒直径达6mm
- 采用耐磨陶瓷轴, 寿命长



Energy-saving **50%**



Model 型号	watts 功率	Q max.(l/h) 流量	H max.(m) 扬程	approved 认证	Dimensions LxWxH(mm) 尺寸
EPP-4600	35	4500	2.6	CUL UL GS CE	302X160X171
EPP-6500	65	6200	3.7	CUL UL GS CE	302X160X171
EPP-8500	95	8100	4.5	CUL UL GS CE	302X160X171
EPP-10000	115	10000	5.0	CUL UL GS CE	302X160X171
EPP-12000	130	12000	5.5	CUL UL GS CE	346X196X192
EPP-15000	180	15000	6.0	CUL UL GS CE	346X196X192
EPP-20000	220	20000	6.2	CUL UL GS CE	346X196X192

Facts:

- High performance standard asynchronous motor with new design ,and energy saving
- Larger flow , suitable for garden pools and koi pond filtrating system
- Can pump dirt particles of size up to 6 mm
- Adopt wearproof ceramic shaft which can be used in a longer time

特点:

- 采用新型高效异步电机, 节省能源
- 超大流量, 适合于花园池塘和锦鲤鱼塘的过滤系统
- 抽吸尘粒直径达6mm
- 采用耐磨陶瓷轴, 寿命长



Model 型号	watts 功率	Q max.(l/h) 流量	H max.(m) 扬程	Out (mm) 出水口	approved 认证	Dimensions LxWxH(mm) 尺寸
JKP-16000	100	16000	2.5	Ø 75	CUL UL GS CE	225X200X600
JKP-22000	175	22000	3.0	Ø 75	CUL UL GS CE	225X200X600
JKP-26000	225	26000	4.0	Ø 75	CUL UL GS CE	225X200X600
JKP-33000	290	33000	4.0	Ø 110	CUL UL GS CE	225X200X640
JKP-40000	420	40000	4.5	Ø 110	CUL UL GS CE	225X200X640
JKP-45000	500	45000	5.0	Ø 110	CUL UL GS CE	225X200X640
JKP-55000	560	55000	5.2	Ø 110	CUL UL GS CE	225X200X640

Facts:

- High performance standard asynchronous motor with new design
- High pump heads and larger flow
- Can pump dirt particles of size up to 6 mm
- Adopt wearproof ceramic shaft which can be used in a longer time

特点:

- 采用新型高效异步电机
- 高扬程，大流量
- 抽吸尘粒直径达6mm
- 采用耐磨陶瓷轴，寿命长



Model 型号	watts 功率	Q max.(l/h) 流量	H max.(m) 扬程	approved 认证	Dimensions LxWxH(mm) 尺寸
JSP-35000	650	35000	8.5	CUL UL GS CE	480X216X223
JSP-40000	1000	38500	11	CUL UL GS CE	480X216X223

Facts:

- High pump heads and larger flow.
- High performance, sturdy asynchronous motors.
- Can pump dirt particles of size up to 6 mm.
- Adopt wearproof ceramic shaft which can be used in a longer time.

特点:

- 高扬程、大流量
- 高效能异步电机
- 抽吸尘粒直径达6mm
- 采用耐磨陶瓷轴，寿命长



Model 型号	watts 功率	Q max.(l/h) 流量	H max.(m) 扬程	approved 认证	Dimensions LxWxH(mm) 尺寸
JSP-15000	290	15000	6.5	CUL UL GS CE	342X192X213
JSP-20000	420	20000	7.5	CUL UL GS CE	342X192X213
JSP-25000	520	25000	8.0	CUL UL GS CE	342X192X213
JSP-30000	660	30000	8.0	CUL UL GS CE	342X192X213

Facts:

- High pump heads and larger flow.
- High performance, sturdy asynchronous motors.
- Can pump dirt particles of size up to 6 mm.
- Adopt wearproof ceramic shaft which can be used in a longer time.

特点:

- 高扬程、大流量
- 高效能异步电机
- 抽吸尘粒直径达6mm
- 采用耐磨陶瓷轴，寿命长



Model 型号	watts 功率	Q max.(l/h) 流量	H max.(m) 扬程	approved 认证	Dimensions LxWxH(mm) 尺寸
JSP-3000	35	3000	2.5	CUL UL GS CE	293X170X180
JSP-4500	65	4500	3.0	CUL UL GS CE	293X170X180
JSP-6000	95	6000	3.5	CUL UL GS CE	293X170X180
JSP-8000	125	8000	4.0	CUL UL GS CE	293X170X180
JSP-10000	135	10000	4.5	CUL UL GS CE	293X170X180
JSP-12000	175	12000	5.0	CUL UL GS CE	293X170X180

Facts:

- Vertical and horizontal use.
- High pump heads and larger flow.
- High performance, sturdy asynchronous motors.
- Can pump dirt particles of size up to 6 mm.
- Adopt wearproof ceramic shaft which can be used in a longer time.

特点:

- 可垂直、水平放置
- 高扬程、大流量
- 高效能异步电机
- 抽吸尘粒直径达6mm
- 采用耐磨陶瓷轴，寿命长



Model 型号	watts 功率	Q max.(l/h) 流量	H max.(m) 扬程	approved 认证	Dimensions LxWxH(mm) 尺寸
JGP-15000	290	15000	6.5	CUL UL GS CE	246X150X195
JGP-20000	420	20000	7.5	CUL UL GS CE	246X150X195
JGP-25000	520	25000	8.0	CUL UL GS CE	246X150X195
JGP-30000	660	30000	8.0	CUL UL GS CE	246X150X195

Facts:

- High pump heads and larger flow.
- High performance, sturdy asynchronous motors.
- Can pump dirt particles of size up to 6 mm.
- Adopt wearproof ceramic shaft which can be used in a longer time.

特点:

- 高扬程、大流量
- 高效能异步电机
- 抽吸尘粒直径达6mm
- 采用耐磨陶瓷轴，寿命长



Model 型号	watts 功率	Q max.(l/h) 流量	H max.(m) 扬程	approved 认证	Dimensions ØxH(mm) 尺寸
JGP-3000	35	3000	2.5	CUL UL GS CE	Ø 150X234.6
JGP-4500	65	4500	3.0	CUL UL GS CE	Ø 150X234.6
JGP-6000	95	6000	3.5	CUL UL GS CE	Ø 150X234.6
JGP-8000	125	8000	4.0	CUL UL GS CE	Ø 150X234.6
JGP-10000	135	10000	4.5	CUL UL GS CE	Ø 150X234.6
JGP-12000	175	12000	5.0	CUL UL GS CE	Ø 150X234.6

Facts:

- High pump heads and larger flow.
- High performance, sturdy asynchronous motors.
- Can pump dirt particles of size up to 6 mm.
- Adopt wearproof ceramic shaft which can be used in a longer time.

特点:

- 高扬程、大流量
- 高效能异步电机
- 抽吸尘粒直径达6mm
- 采用耐磨陶瓷轴，寿命长



Model 型号	watts 功率	Q max.(l/h) 流量	H max.(m) 扬程	approved 认证	Dimensions LxWxH(mm) 尺寸
JFP-15000	290	15000	6.5	CUL UL GS CE	422X192X198
JFP-20000	420	20000	7.5	CUL UL GS CE	422X192X198
JFP-25000	520	25000	8.0	CUL UL GS CE	422X192X198
JFP-30000	660	30000	8.0	CUL UL GS CE	422X192X198

Facts:

- High pump heads and larger flow.
- High performance, sturdy asynchronous motors.
- Can pump dirt particles of size up to 6 mm.
- Adopt wearproof ceramic shaft which can be used in a longer time.

特点:

- 高扬程、大流量
- 高效能异步电机
- 抽吸尘粒直径达6mm
- 采用耐磨陶瓷轴，寿命长



Model 型号	watts 功率	Q max.(l/h) 流量	H max.(m) 扬程	approved 认证	Dimensions LxWxH(mm) 尺寸
JFP-13000	190	13000	4.5	CUL UL GS CE	346X196X192
JFP-16000	225	16000	4.8	CUL UL GS CE	346X196X192
JFP-18000	250	18000	5.0	CUL UL GS CE	346X196X192

Facts:

- High pump heads and larger flow.
- High performance, sturdy asynchronous motors.
- Can pump dirt particles of size up to 6 mm.
- Adopt wearproof ceramic shaft which can be used in a longer time.

特点:

- 高扬程、大流量
- 高效能异步电机
- 抽吸尘粒直径达6mm
- 采用耐磨陶瓷轴，寿命长



Model 型号	watts 功率	Q max.(l/h) 流量	H max.(m) 扬程	approved 认证	Dimensions LxWxH(mm) 尺寸
JFP-3000	35	3000	2.5	CUL UL GS CE	296X170X181
JFP-4500	65	4500	3.0	CUL UL GS CE	296X170X181
JFP-6000	95	6000	3.5	CUL UL GS CE	296X170X181
JFP-8000	125	8000	4.0	CUL UL GS CE	296X170X181
JFP-10000	135	10000	4.5	CUL UL GS CE	296X170X181
JFP-12000	175	12000	5.0	CUL UL GS CE	296X170X181

Facts:

- High pump heads and larger flow.
- High performance, sturdy asynchronous motors.
- Can pump dirt particles of size up to 6 mm.
- Adopt wearproof ceramic shaft which can be used in a longer time.

特点:

- 高扬程、大流量
- 高效能异步电机
- 抽吸尘粒直径达6mm
- 采用耐磨陶瓷轴，寿命长



Model 型号	watts 功率	Q max.(l/h) 流量	H max.(m) 扬程	approved 认证	Dimensions LxWxH(mm) 尺寸
JPP-3000	35	3000	2.5	CUL UL GS CE	302X160X171
JPP-4500	65	4500	3.0	CUL UL GS CE	302X160X171
JPP-6000	95	6000	3.5	CUL UL GS CE	302X160X171
JPP-8000	125	8000	4.0	CUL UL GS CE	302X160X171
JPP-10000	135	10000	4.5	CUL UL GS CE	302X160X171
JPP-12000	175	12000	5.0	CUL UL GS CE	302X160X171

Facts:

- High pump heads and larger flow.
- High performance, sturdy asynchronous motors.
- Can pump dirt particles of size up to 6 mm.
- Adopt wearproof ceramic shaft which can be used in a longer time.

特点:

- 高扬程、大流量
- 高效能异步电机
- 抽吸尘粒直径达6mm
- 采用耐磨陶瓷轴，寿命长



Model 型号	watts 功率	Q max.(l/h) 流量	H max.(m) 扬程	approved 认证	Dimensions LxWxH(mm) 尺寸
JTP-3000	35	3000	2.5	CUL UL GS CE	292X290X158
JTP-4500	65	4500	3.0	CUL UL GS CE	292X290X158
JTP-6000	95	6000	3.5	CUL UL GS CE	292X290X158
JTP-8000	125	8000	4.0	CUL UL GS CE	292X290X158
JTP-10000	135	10000	4.5	CUL UL GS CE	292X290X158
JTP-12000	175	12000	5.0	CUL UL GS CE	292X290X158
JTP-13000	190	13000	4.5	CUL UL GS CE	340X337X173
JTP-16000	225	16000	4.8	CUL UL GS CE	340X337X173
JTP-18000	250	18000	5.0	CUL UL GS CE	340X337X173

Facts:

- High pump heads and larger flow.
- High performance, sturdy asynchronous motors.
- Can pump dirt particles of size up to 6 mm.
- Adopt wearproof ceramic shaft which can be used in a longer time.

特点:

- 高扬程、大流量
- 高效能异步电机
- 抽吸尘粒直径达6mm
- 采用耐磨陶瓷轴，寿命长




Facts:

- Applicable for outdoor and indoor fountain and the pond.
- High performance, less electricity consumption and larger flow.
- Adopt wearproof ceramic shaft which can be used in a longer time.

特点:

- 适合户内外喷泉、水池使用
- 使用高性能磁，更省电，流量大
- 采用耐磨陶瓷轴，寿命长



Model 型号	watts 功率	Q max.(l/h) 流量	H max.(m) 扬程	approved 认证	Dimensions LxWxH(mm) 尺寸
SP-3000	35	3000	2.5	CUL UL GS CE	292X170X160
SP-4500	65	4500	3.0	CUL UL GS CE	292X170X160
SP-6000	95	6000	3.5	CUL UL GS CE	292X170X160
SP-8000	125	8000	4.0	CUL UL GS CE	292X170X160
SP-10000	135	10000	4.5	CUL UL GS CE	292X170X160
SP-12000	175	12000	5.0	CUL UL GS CE	292X170X160

Model 型号	watts 功率	Q max.(l/h) 流量	H max.(m) 扬程	approved 认证	Dimensions LxWxH(mm) 尺寸
MP-600	8	650	1.1	CUL UL GS CE SAA	110X70X65
MP-1000	16	1000	1.7	CUL UL GS CE SAA	150X115X85
MP-1500	25	1500	2.5	CUL UL GS CE SAA	187X115X110
MP-2000	45	2000	3.0	CUL UL GS CE SAA	187X115X110
MP-3000	70	3000	3.5	CUL UL GS CE SAA	232X150X138
MP-4000	70	4000	3.0	CUL UL GS CE SAA	232X150X138
MP-5000	99	6000	4.0	CUL UL GS CE SAA	232X150X138
MP-6000	190	6000	5.5	CUL UL GS CE SAA	260X150X145

PF-750 Flow rate(L/h): 750 Hmax.(m): 1.4



Power consumption(watts)	功率	10
Flow rate(l/h)	流量	750
Delivery head Hmax.(m)	扬程	1.4
Outlet connection	出水口	5/8" 1/2"
Approved	认证	GS CE UL CUL SAA
Operating Voltage(volts)	电源	120/220-240/50/60Hz
Dimensions LxWxH(mm)	尺寸	158X92X89
H(M)	扬程	Q (l/h)流量
0		750
0.2		610
0.4		500
0.6		400
1.0		140
1.4		0

PF-1000 Flow rate(L/h): 1000 Hmax.(m): 1.8



Power consumption(watts)	功率	14
Flow rate(l/h)	流量	1000
Delivery head Hmax.(m)	扬程	1.8
Outlet connection	出水口	1/2" 5/8" 3/4"
Approved	认证	GS CE UL CUL SAA
Operating Voltage(volts)	电源	120/220-240/50/60Hz
Dimensions LxWxH(mm)	尺寸	170X102X96
H(M)	扬程	Q (l/h)流量
0		1000
0.2		920
0.4		790
0.6		680
1.0		510
1.4		350
1.8		0

PF-2000 Flow rate(L/h): 2000 Hmax.(m): 2.5



Power consumption(watts)	功率	35
Flow rate(l/h)	流量	2000
Delivery head Hmax.(m)	扬程	2.5
Outlet connection	出水口	1/2" 5/8" 3/4"
Approved	认证	GS CE UL CUL SAA
Operating Voltage(volts)	电源	120/220-240/50/60Hz
Dimensions LxWxH(mm)	尺寸	217X125X120
H(M)	扬程	Q (l/h)流量
0		2000
0.5		1800
1.0		1500
1.5		1200
2.0		600
2.5		0

PF-3000 Flow rate(L/h): 3000 Hmax.(m): 2.8



Power consumption(watts)	功率	60
Flow rate(l/h)	流量	3000
Delivery head Hmax.(m)	扬程	2.8
Outlet connection	出水口	1/2" 3/4" 1"
Approved	认证	GS CE UL CUL SAA
Operating Voltage(volts)	电源	120/220-240/50/60Hz
Dimensions LxWxH(mm)	尺寸	239X145X133
H(M)	扬程	Q (l/h)流量
0		3000
0.2		2850
0.6		2500
1.0		2000
1.5		1850
2.0		1450
2.5		950
2.8		0

PF-4000 Flow rate(L/h): 4000 Hmax.(m): 2.9



Power consumption(watts)	功率	75
Flow rate(l/h)	流量	4000
Delivery head Hmax.(m)	扬程	2.9
Outlet connection	出水口	1/2" 3/4" 1"
Approved	认证	GS CE UL CUL SAA
Operating Voltage(volts)	电源	120/220-240/50/60Hz
Dimensions LxWxH(mm)	尺寸	239X145X133
H(M)	扬程	Q (l/h)流量
0		4000
0.5		3700
1.0		3200
1.5		2800
2.0		2100
2.5		1200
2.8		600
2.9		0

PF-5000 Flow rate(L/h): 5000 Hmax.(m): 3.6



Power consumption(watts)	功率	98
Flow rate(l/h)	流量	5000
Delivery head Hmax.(m)	扬程	3.6
Outlet connection	出水口	1"
Flow control	可调流量	✓
Approved	认证	GS CE UL CUL SAA
Operating Voltage(volts)	电源	120/220-240/50/60Hz
Dimensions LxWxH(mm)	尺寸	264X155X141
H(M)	扬程	Q (l/h)流量
0		5000
0.5		4600
1.0		4080
1.5		3450
2.0		2850
2.5		2150
3.0		1250
3.6		0

SP-1000 Flow rate(L/h): 1000 Hmax.(m): 1.8



Power consumption(watts) 功率	14
Flow rate(l/h) 流量	1000
Delivery head Hmax.(m) 扬程	1.8
Outlet connection 出水口	1/2" 5/8" 3/4"
Flow control 可调流量	✓
Approved 认证	GS CE UL CUL SAA
Operating Voltage(volts) 电源	120/220-240//50/60Hz
Dimensions LxWxH(mm) 尺寸	95X58X69
H(M) 扬程	Q (l/h) 流量
0	1000
0.5	850
1.0	550
1.5	250
1.8	0

SP-1500 Flow rate(L/h): 1500 Hmax.(m): 2.0



Power consumption(watts) 功率	25
Flow rate(l/h) 流量	1500
Delivery head Hmax.(m) 扬程	2.0
Outlet connection 出水口	1/2" 5/8" 3/4"
Flow control 可调流量	✓
Approved 认证	GS CE UL CUL SAA
Operating Voltage(volts) 电源	120/220-240//50/60Hz
Dimensions LxWxH(mm) 尺寸	98X72X83
H(M) 扬程	Q (l/h) 流量
0	1500
0.5	1380
1.0	980
1.5	580
2.0	0

SP-2000 Flow rate(L/h): 2000 Hmax.(m): 2.5



Power consumption(watts) 功率	35
Flow rate(l/h) 流量	2000
Delivery head Hmax.(m) 扬程	2.5
Outlet connection 出水口	1/2" 5/8" 3/4"
Flow control 可调流量	✓
Approved 认证	GS CE UL CUL SAA
Operating Voltage(volts) 电源	120/220-240//50/60Hz
Dimensions LxWxH(mm) 尺寸	107X69X91
H(M) 扬程	Q (l/h) 流量
0	2000
0.5	1600
1.0	1400
1.5	1050
2.0	570
2.5	0

SP-2500 Flow rate(L/h): 2500 Hmax.(m): 3.0



Power consumption(watts) 功率	45
Flow rate(l/h) 流量	2500
Delivery head Hmax.(m) 扬程	3.0
Outlet connection 出水口	1/2" 3/4" 1"
Flow control 可调流量	✓
Approved 认证	GS CE UL CUL SAA
Operating Voltage(volts) 电源	120/220-240//50/60Hz
Dimensions LxWxH(mm) 尺寸	121 X76X106
H(M) 扬程	Q (l/h) 流量
0	2500
0.5	2250
1.0	1850
1.5	1580
2.0	1100
2.5	650
3.0	0

SP-3000 Flow rate(L/h): 3000 Hmax.(m): 2.8



Power consumption(watts) 功率	60
Flow rate(l/h) 流量	3000
Delivery head Hmax.(m) 扬程	2.8
Outlet connection 出水口	1/2" 3/4" 1"
Flow control 可调流量	✓
Approved 认证	GS CE UL CUL SAA
Operating Voltage(volts) 电源	120/220-240/1 2V/50/60Hz
Dimensions LxWxH(mm) 尺寸	121 X76X106
H(M) 扬程	Q (l/h) 流量
0	3000
0.5	2650
1.0	2350
1.5	1850
2.0	1350
2.5	650
2.8	0

SP-3500 Flow rate(L/h): 3500 Hmax.(m): 2.7



Power consumption(watts) 功率	52
Flow rate(l/h) 流量	3500
Delivery head Hmax.(m) 扬程	2.7
Outlet connection 出水口	1/2" 3/4" 1"
Flow control 可调流量	✓
Approved 认证	GS CE UL CUL SAA
Operating Voltage(volts) 电源	120/220-240/1 2V/50/60Hz
Dimensions LxWxH(mm) 尺寸	135X110X103
H(M) 扬程	Q (l/h) 流量
0	3500
0.5	3150
1.0	2650
1.5	2150
2.0	1450
2.5	500
2.7	0

SP-4000 Flow rate(L/h): 4000 Hmax.(m): 2.9



Power consumption(watts) 功率	75
Flow rate(l/h) 流量	4000
Delivery head Hmax.(m) 扬程	2.9
Outlet connection 出水口	1/2" 3/4" 1"
Flow control 可调流量	✓
Approved 认证	GS CE UL CUL SAA
Operating Voltage(volts) 电源	120/220-240/1 2V/50/60Hz
Dimensions LxWxH(mm) 尺寸	135X110X103
H(M) 扬程	Q (l/h) 流量
0	4000
0.5	3650
1.0	3150
1.5	2500
2.0	1850
2.5	1000
2.9	0

SP-5000 Flow rate(L/h): 5000 Hmax.(m): 3.6



Power consumption(watts) 功率	98
Flow rate(l/h) 流量	5000
Delivery head Hmax.(m) 扬程	3.6
Outlet connection 出水口	1"
Flow control 可调流量	✓
Approved 认证	GS CE UL CUL SAA
Operating Voltage(volts) 电源	120/220-240/1 2V/50/60Hz
Dimensions LxWxH(mm) 尺寸	145X110X113
H(M) 扬程	Q (l/h) 流量
0	5000
0.5	4600
1.0	4080
1.5	3450
2.0	2850
2.5	2150
3.0	1250
3.6	0

WP-350 Flow rate(L/h): 350 Hmax.(m): 0.7



Power consumption(watts) 功率	6
Flow rate(l/h) 流量	350
Delivery head Hmax.(m) 扬程	0.7
Outlet connection 出水口	5/16" 1/2"
Flow control 可调流量	✓
Approved 认证	GS CE UL CUL SAA
Operating Voltage(volts) 电源	120/220-240/12V/50/60Hz
Dimensions LxWxH(mm) 尺寸	57X41X46
H(M) 扬程	Q (l/h) 流量
0	350
0.2	250
0.4	160
0.5	80
0.7	0

WP-450 Flow rate(L/h): 450 Hmax.(m): 0.95



Power consumption(watts) 功率	5
Flow rate(l/h) 流量	450
Delivery head Hmax.(m) 扬程	0.95
Outlet connection 出水口	5/16" 1/2"
Flow control 可调流量	✓
Approved 认证	GS CE UL CUL SAA
Operating Voltage(volts) 电源	120/220-240/12V/50/60Hz
Dimensions LxWxH(mm) 尺寸	61X43X45
H(M) 扬程	Q (l/h) 流量
0	450
0.2	400
0.4	320
0.6	210
0.8	100
0.95	0

WP-650 Flow rate(L/h): 650 Hmax.(m): 1.1



Power consumption(watts) 功率	8
Flow rate(l/h) 流量	650
Delivery head Hmax.(m) 扬程	1.1
Outlet connection 出水口	5/16" 1/2"
Flow control 可调流量	✓
Approved 认证	GS CE UL CUL SAA
Operating Voltage(volts) 电源	120/220-240/12V/50/60Hz
Dimensions LxWxH(mm) 尺寸	69X51X57
H(M) 扬程	Q (l/h) 流量
0	650
0.2	530
0.4	430
0.6	340
1.0	100
1.1	0

WP-750 Flow rate(L/h): 750 Hmax.(m): 1.4



Power consumption(watts) 功率	10
Flow rate(l/h) 流量	750
Delivery head Hmax.(m) 扬程	1.4
Outlet connection 出水口	5/16" 1/2"
Flow control 可调流量	✓
Approved 认证	GS CE UL CUL SAA
Operating Voltage(volts) 电源	120/220-240/12V/50/60Hz
Dimensions LxWxH(mm) 尺寸	71X51X57
H(M) 扬程	Q (l/h) 流量
0	750
0.2	610
0.4	500
0.6	400
1.0	140
1.4	0

WP-950 Flow rate(L/h): 950 Hmax.(m): 1.8



Power consumption(watts) 功率	14
Flow rate(l/h) 流量	950
Delivery head Hmax.(m) 扬程	1.8
Outlet connection 出水口	5/16" 1/2"
Flow control 可调流量	✓
Approved 认证	GS CE UL CUL SAA
Operating Voltage(volts) 电源	120/220-240/12V/50/60Hz
Dimensions LxWxH(mm) 尺寸	74X55X67
H(M) 扬程	Q (l/h) 流量
0	930
0.2	850
0.4	700
0.6	580
1.0	400
1.4	220
1.8	0

WP-1200 Flow rate(L/h): 1200 Hmax.(m): 2.0



Power consumption(watts) 功率	20
Flow rate(l/h) 流量	1200
Delivery head Hmax.(m) 扬程	2.0
Outlet connection 出水口	1/2" 5/8" 3/4"
Flow control 可调流量	✓
Approved 认证	GS CE UL CUL SAA
Operating Voltage(volts) 电源	120/220-240/12V/50/60Hz
Dimensions LxWxH(mm) 尺寸	87X59X74
H(M) 扬程	Q (l/h) 流量
0	1200
0.2	1080
0.4	970
0.6	820
1.0	700
1.4	500
1.7	250
2.0	0

WP-1500 Flow rate(L/h): 1500 Hmax.(m): 2.5



Power consumption(watts) 功率	25
Flow rate(l/h) 流量	1500
Delivery head Hmax.(m) 扬程	2.5
Outlet connection 出水口	1/2" 5/8" 3/4"
Flow control 可调流量	✓
Approved 认证	GS CE UL CUL SAA
Operating Voltage(volts) 电源	120/220-240/12V/50/60Hz
Dimensions LxWxH(mm) 尺寸	95X69X90
H(M) 扬程	Q (l/h) 流量
0	1300
0.5	1150
1.0	900
1.5	650
2.0	450
2.5	0

WP-2000 Flow rate(L/h): 2000 Hmax.(m): 3.0



Power consumption(watts) 功率	45
Flow rate(l/h) 流量	2000
Delivery head Hmax.(m) 扬程	3.0
Outlet connection 出水口	1/2" 3/4" 1"
Flow control 可调流量	✓
Approved 认证	GS CE UL CUL SAA
Operating Voltage(volts) 电源	120/220-240/24V/50/60Hz
Dimensions LxWxH(mm) 尺寸	106X75X102
H(M) 扬程	Q (l/h) 流量
0	2000
0.5	1800
1.0	1500
1.5	1200
2.5	600
3.0	0



WP-2350 Flow rate(L/h): 2350 Hmax.(m): 3.5



Power consumption(watts)	功率	60
Flow rate(l/h)	流量	2350
Delivery head Hmax.(m)	扬程	3.5
Outlet connection	出水口	1/2" 3/4" 1"
Flow control	可调流量	✓
Approved	认证	GS CE UL CUL SAA
Operating Voltage(volts)	电源	120/220-240/50/60Hz
Dimensions LxWxH(mm)	尺寸	106X75X104
	H(M) 扬程	Q (l/h) 流量
	0	2350
	0.5	2000
	1.0	1700
	1.5	1350
	2.0	1000
	2.5	750
	3.0	350
	3.5	0

WP-3000 Flow rate(L/h): 3000 Hmax.(m): 3.5



Power consumption(watts)	功率	70
Flow rate(l/h)	流量	3000
Delivery head Hmax.(m)	扬程	3.5
Outlet connection	出水口	1/2" 3/4" 1"
Flow control	可调流量	✓
Approved	认证	GS CE UL CUL SAA
Operating Voltage(volts)	电源	120/220-240/50/60Hz
Dimensions LxWxH(mm)	尺寸	126X95X120
	H(M) 扬程	Q (l/h) 流量
	0	3000
	0.5	2850
	1.0	2500
	1.5	2000
	2.0	1850
	2.5	1450
	3.0	950
	3.5	0

WP-3500 Flow rate(L/h): 4500 Hmax.(m): 4.0



Power consumption(watts)	功率	99
Flow rate(l/h)	流量	4500
Delivery head Hmax.(m)	扬程	4.0
Outlet connection	出水口	1/2" 3/4" 1"
Flow control	可调流量	✓
Approved	认证	GS CE UL CUL SAA
Operating Voltage(volts)	电源	120/220-240/50/60Hz
Dimensions LxWxH(mm)	尺寸	126X95X124
	H(M) 扬程	Q (l/h) 流量
	0	4500
	0.5	3800
	1.0	3300
	1.5	2580
	2.0	1750
	2.5	2400
	3.0	1200
	3.5	650
	4.0	0

WP-5000 Flow rate(L/h): 6000 Hmax.(m): 5.5



Power consumption(watts)	功率	190
Flow rate(l/h)	流量	6000
Delivery head Hmax.(m)	扬程	5.5
Outlet connection	出水口	1/2" 3/4" 1"
Flow control	可调流量	✓
Approved	认证	GS CE UL CUL SAA
Operating Voltage(volts)	电源	120/220-240/50/60Hz
Dimensions LxWxH(mm)	尺寸	208X109X130
	H(M) 扬程	Q (l/h) 流量
	0	6000
	0.5	5700
	1.0	5100
	1.5	4450
	2.0	3700
	2.5	3000
	3.0	2100
	3.5	1400
	4.0	800
	5.5	0

WP-399F Flow rate(L/h): 1000 Hmax.(m): 1.7



Power consumption(watts)	功率	16
Flow rate(l/h)	流量	1000
Delivery head Hmax.(m)	扬程	1.7
Outlet connection	出水口	5/16" 1/2"
Flow control	可调流量	✓
Approved	认证	GS CE UL CUL SAA
Operating Voltage(volts)	电源	120/220-240/12V/50/60Hz
Dimensions LxWxH(mm)	尺寸	131X72X81
	H(M) 扬程	Q (l/h) 流量
	0	1000
	0.2	920
	0.4	790
	0.6	680
	1.0	510
	1.4	350
	1.7	0

WP-1500F Flow rate(L/h): 1500 Hmax.(m): 2.5



Power consumption(watts)	功率	25
Flow rate(l/h)	流量	1500
Delivery head Hmax.(m)	扬程	2.5
Outlet connection	出水口	1/2" 5/8" 3/4"
Flow control	可调流量	✓
Approved	认证	GS CE UL CUL SAA
Operating Voltage(volts)	电源	120/220-240/24V/50/60Hz
Dimensions LxWxH(mm)	尺寸	152X69X90
	H(M) 扬程	Q (l/h) 流量
	0	1500
	0.5	1150
	1.0	900
	1.5	650
	2.0	450
	2.5	0

WP-2000F Flow rate(L/h): 2000 Hmax.(m): 3.0



Power consumption(watts)	功率	45
Flow rate(l/h)	流量	2000
Delivery head Hmax.(m)	扬程	3.0
Outlet connection	出水口	1/2" 3/4" 1"
Flow control	可调流量	✓
Approved	认证	GS CE UL CUL SAA
Operating Voltage(volts)	电源	120/220-240/24V/50/60Hz
Dimensions LxWxH(mm)	尺寸	167X75X104
	H(M) 扬程	Q (l/h) 流量
	0	2000
	0.5	1800
	1.0	1500
	1.5	1200
	2.5	600
	3.0	0



WP-2350F Flow rate(L/h): 2350 Hmax.(m): 3.5



Power consumption(watts)	功率	60
Flow rate(l/h)	流量	2350
Delivery head Hmax.(m)	扬程	3.5
Outlet connection	出水口	1/2" 3/4" 1"
Flow control	可调流量	✓
Approved	认证	GS CE UL CUL SAA
Operating Voltage(volts)	电源	120/220-240/50/60Hz
Dimensions LxWxH(mm)	尺寸	167X75X104
H(M)	扬程	Q (l/h)流量
	0	2350
	0.5	2000
	1.0	1700
	1.5	1350
	2.0	1000
	2.5	750
	3.0	350
	3.5	0

WP-3000F Flow rate(L/h): 3000 Hmax.(m): 3.5



Power consumption(watts)	功率	70
Flow rate(l/h)	流量	3000
Delivery head Hmax.(m)	扬程	3.5
Outlet connection	出水口	1/2" 3/4" 1"
Flow control	可调流量	✓
Approved	认证	GS CE UL CUL SAA
Operating Voltage(volts)	电源	120/220-240/50/60Hz
Dimensions LxWxH(mm)	尺寸	196X95X124
H(M)	扬程	Q (l/h)流量
	0	3000
	0.5	2850
	1.0	2500
	1.5	2000
	2.0	1850
	2.5	1450
	3.0	950
	3.5	0

WP-3500F Flow rate(L/h): 4500 Hmax.(m): 4.0



Power consumption(watts)	功率	99
Flow rate(l/h)	流量	4500
Delivery head Hmax.(m)	扬程	4.0
Outlet connection	出水口	1/2" 3/4" 1"
Flow control	可调流量	✓
Approved	认证	GS CE UL CUL SAA
Operating Voltage(volts)	电源	120/220-240/50/60Hz
Dimensions LxWxH(mm)	尺寸	196X95X124
H(M)	扬程	Q (l/h)流量
	0	4500
	0.5	3800
	1.0	3300
	1.5	2580
	2.0	2250
	2.5	1750
	3.0	1200
	3.5	650
	4.0	0

WPG-200 Flow rate(L/h): 750 Hmax.(m): 1.5



Power consumption(watts)	功率	12
Flow rate(l/h)	流量	750
Delivery head Hmax.(m)	扬程	1.5
Outlet connection	出水口	1/2"
Flow control	可调流量	✓
Approved	认证	GS CE UL CUL SAA
Operating Voltage(volts)	电源	120/220-240//50/60Hz
Dimensions LxWxH(mm)	尺寸	138X92X77
H(M)	扬程	Q (l/h)流量
	0	750
	0.2	700
	0.4	610
	0.6	500
	1.0	240
	1.4	100
	1.5	0

WPG-275 Flow rate(L/h): 1000 Hmax.(m): 1.7



Power consumption(watts)	功率	16
Flow rate(l/h)	流量	1000
Delivery head Hmax.(m)	扬程	1.7
Outlet connection	出水口	3/4"
Flow control	可调流量	✓
Approved	认证	GS CE UL CUL SAA
Operating Voltage(volts)	电源	120/220-240//50/60Hz
Dimensions LxWxH(mm)	尺寸	152X100X80
H(M)	扬程	Q (l/h)流量
	0	1000
	0.2	920
	0.4	790
	0.6	680
	1.0	510
	1.4	350
	1.7	0

WPG-400 Flow rate(L/h): 1300 Hmax.(m): 2.5



Power consumption(watts)	功率	25
Flow rate(l/h)	流量	1300
Delivery head Hmax.(m)	扬程	2.5
Outlet connection	出水口	3/4"
Flow control	可调流量	✓
Approved	认证	GS CE UL CUL SAA
Operating Voltage(volts)	电源	120/220-240//50/60Hz
Dimensions LxWxH(mm)	尺寸	193X122X110
H(M)	扬程	Q (l/h)流量
	0	1300
	0.5	1150
	1.0	900
	1.5	650
	2.0	450
	2.5	0

WPG-550 Flow rate(L/h): 2000 Hmax.(m): 3.0



Power consumption(watts)	功率	45
Flow rate(1/h)	流量	2000
Delivery head Hmax.(m)	扬程	3.0
Outlet connection	出水口	1"
Flow control	可调流量	✓
Approved	认证	GS CE UL CUL SAA
Operating Voltage(volts)	电源	120/220-240//50/60Hz
Dimensions LxWxH(mm)	尺寸	193X122X110
H(M)	扬程	Q (l/h) 流量
0		2000
0.5		1800
1.0		1500
1.5		1200
2.5		600
3.0		0

WPG-1000 Flow rate(L/h): 4000 Hmax.(m): 2.8



Power consumption(watts)	功率	70
Flow rate(1/h)	流量	4000
Delivery head Hmax.(m)	扬程	2.8
Outlet connection	出水口	1"
Flow control	可调流量	✓
Approved	认证	GS CE UL CUL SAA
Operating Voltage(volts)	电源	120/220-240//50/60Hz
Dimensions LxWxH(mm)	尺寸	250X154X145
H(M)	扬程	Q (l/h) 流量
0		4000
0.2		3700
0.6		3200
1.0		2800
1.5		2100
2.0		1200
2.5		600
2.8		0

WPG-1500 Flow rate(L/h): 4500 Hmax.(m): 4.0



Power consumption(watts)	功率	99
Flow rate(1/h)	流量	4500
Delivery head Hmax.(m)	扬程	4.0
Outlet connection	出水口	1"
Flow control	可调流量	✓
Approved	认证	GS CE UL CUL SAA
Operating Voltage(volts)	电源	120/220-240//50/60Hz
Dimensions LxWxH(mm)	尺寸	250X154X145
H(M)	扬程	Q (l/h) 流量
0		4500
0.5		3800
1.0		3300
1.5		2580
2.0		2250
2.5		1750
3.0		1200
3.5		650
4.0		0

WPG-2000 Flow rate(L/h): 6000 Hmax.(m): 4.8



Power consumption(watts)	功率	190
Flow rate(1/h)	流量	6000
Delivery head Hmax.(m)	扬程	4.8
Outlet connection	出水口	1"
Flow control	可调流量	✓
Approved	认证	GS CE UL CUL SAA
Operating Voltage(volts)	电源	120/220-240//50/60Hz
Dimensions LxWxH(mm)	尺寸	250X154X145
H(M)	扬程	Q (l/h) 流量
0		6000
0.2		5700
0.6		5250
1.0		4780
1.5		4100
2.0		3500
2.5		2850
3.0		2100
3.5		1350
4.0		800
4.8		0

300/300LV Flow rate(L/h): 150 Hmax.(m): 0.5



Power consumption(watts)	功率	2.5
Flow rate(1/h)	流量	150
Delivery head Hmax.(m)	扬程	0.5
Outlet connection	出水口	5/16"
Flow control	可调流量	✓
Approved	认证	GS CE UL CUL SAA
Operating Voltage(volts)	电源	120/220-240/12V/50/60Hz
Dimensions LxWxH(mm)	尺寸	37X28X36
H(M)	扬程	Q (l/h) 流量
0		150
0.2		100
0.4		40
0.5		0

333/333LV Flow rate(L/h): 250 Hmax.(m): 0.65



Power consumption(watts)	功率	2.5
Flow rate(1/h)	流量	250
Delivery head Hmax.(m)	扬程	0.65
Outlet connection	出水口	5/16" 1/2"
Flow control	可调流量	✓
Approved	认证	GS CE UL CUL SAA
Operating Voltage(volts)	电源	120/220-240/12V/50/60Hz
Dimensions LxWxH(mm)	尺寸	48X44X29
H(M)	扬程	Q (l/h) 流量
0		250
0.2		210
0.4		130
0.5		40
0.65		0

355/355LV Flow rate(L/h): 350 Hmax.(m): 0.5



Power consumption(watts)	功率	6
Flow rate(1/h)	流量	350
Delivery head Hmax.(m)	扬程	0.5
Outlet connection	出水口	5/16" 1/2"
Flow control	可调流量	✓
Approved	认证	GS CE UL CUL SAA
Operating Voltage(volts)	电源	120/220-240/12V/50/60Hz
Dimensions LxWxH(mm)	尺寸	49X41X43
H(M)	扬程	Q (l/h) 流量
0		350
0.2		250
0.4		120
0.5		0

377/500/LV Flow rate(L/h): 400 Hmax.(m): 0.65



Power consumption(watts)	功率	5
Flow rate(1/h)	流量	400
Delivery head Hmax.(m)	扬程	0.65
Outlet connection	出水口	5/16" 1/2"
Flow control	可调流量	✓
Approved	认证	GS CE UL CUL SAA
Operating Voltage(volts)	电源	120/220-240/12V/50/60Hz
Dimensions LxWxH(mm)	尺寸	49X41X43
H(M)	扬程	Q (l/h) 流量
0		400
0.2		320
0.4		190
0.6		70
0.65		0

Fountain Pump



900/900LV Flow rate(L/h): 600 Hmax.(m): 1.1



Power consumption(watts) 功率	8
Flow rate(l/h) 流量	600
Delivery head Hmax.(m) 扬程	1.1
Outlet connection 出水口	5/16" 1/2"
Flow control 可调流量	✓
Approved 认证	GS CE UL CUL SAA
Operating Voltage(volts) 电源	120/220-240/1 2V/50/60Hz
Dimensions LxWxH(mm) 尺寸	69X50X57
H(M) 扬程	Q (l/h)流量
0	600
0.2	430
0.4	320
0.6	210
0.8	100
1.1	0

388/388LV Flow rate(L/h): 750 Hmax.(m): 1.5



Power consumption(watts) 功率	12
Flow rate(l/h) 流量	750
Delivery head Hmax.(m) 扬程	1.5
Outlet connection 出水口	5/16" 1/2"
Flow control 可调流量	✓
Approved 认证	GS CE UL CUL SAA
Operating Voltage(volts) 电源	120/220-240/1 2V/50/60Hz
Dimensions LxWxH(mm) 尺寸	69X51X63
H(M) 扬程	Q (l/h)流量
0	750
0.2	700
0.4	610
0.6	500
1.0	240
1.4	100
1.5	0

399/399LV Flow rate(L/h): 1000 Hmax.(m): 1.7




Power consumption(watts) 功率	16
Flow rate(l/h) 流量	1000
Delivery head Hmax.(m) 扬程	1.7
Outlet connection 出水口	5/16" 1/2"
Flow control 可调流量	✓
Approved 认证	GS CE UL CUL SAA
Operating Voltage(volts) 电源	120/220-240/1 2V/50/60Hz
Dimensions LxWxH(mm) 尺寸	88X72X81
H(M) 扬程	Q (l/h)流量
0	1000
0.2	920
0.4	790
0.6	680
1.0	510
1.4	350
1.7	0



SK-2000

Qmax.(l/h) 流量	2000
Watts 功率	45
Approved 认证	CUL UL GS CE
Dimension (mm) 尺寸	297X267X237



UV-C Box-Filter

UBF-6000

UBF-12000

Ponds (L) 水池体积	6000	12000
In(mm) 进水口	Ø 20/25/32/40	Ø 20/25/32/40
Out (mm) 出水口	Ø 50	Ø 70
Dimension (mm) 尺寸	380X280X383	560X380X437
UV (W) 功率	9	11
Supply voltage 电源	220-240V 50Hz / 120V 60Hz	220-240V 50Hz / 120V 60Hz
Operating voltage 工作电压	220-240V 50Hz / 120V 60Hz 12V 50Hz / 60Hz	220-240V 50Hz / 120V 60Hz 12V 50Hz / 60Hz



UBF-6000

UBF-12000

UV-C InterFilter



UIF-1500

Pump: 1500L/h 25W
Hmax: 2.0m
UV-C: 12V , 7W/9W/11W

UIF-2000

Pump: 2000L/h 45W
Hmax: 3.0m
UV-C: 12V , 7W/9W/11W

	PF-10	PF-20	PF-30
Volume (L) 体积	10	20	30
Ponds (L) 水池体积	4000	10000	13000
In/Out (mm) 进、出水口	∅ 15/20/25	∅ 20/25/32/40	∅ 20/25/32/40
Dimension (mm) 尺寸	∅ 278X378	∅ 370X525	∅ 370X605
UV (W) 功率	7	9	11
Supply voltage 电源	220-240V 50Hz / 120V 60Hz	220-240V 50Hz / 120V 60Hz	220-240V 50Hz / 120V 60Hz
Operating voltage 工作电压	220-240V 50Hz / 120V 60Hz 12V 50Hz / 60Hz	220-240V 50Hz / 120V 60Hz 12V 50Hz / 60Hz	220-240V 50Hz / 120V 60Hz 12V 50Hz / 60Hz



PF-10

PF-20

PF-30

	CF-10	CF-20	CF-30
Volume (L) 体积	10	20	30
Ponds (L) 水池体积	4000	8000	12000
In/Out (mm) 进、出水口	∅ 15/20/25	∅ 20/25/32/40	∅ 20/25/32/40
Dimension (mm) 尺寸	335X289X404	416X342X519	416X342X599
UV (W) 功率	7	9	11
Supply voltage 电源	220-240V 50Hz / 120V 60Hz	220-240V 50Hz / 120V 60Hz	220-240V 50Hz / 120V 60Hz
Operating voltage 工作电压	220-240V 50Hz / 120V 60Hz 12V 50Hz / 60Hz	220-240V 50Hz / 120V 60Hz 12V 50Hz / 60Hz	220-240V 50Hz / 120V 60Hz 12V 50Hz / 60Hz



CF-10

CF-20

CF-30

Jebao® The UV-C pressure Filter

UPF-8000

UPF-12000

Ponds (L) 水池体积	8000	12000
In/Out (mm) 进、出水口	Ø 20/25/32/40	Ø 20/25/32/40
Dimension (mm) 尺寸	460X343X450	460X343X510
UV (W) 功率	9	11
Supply voltage 电源	220-240V 50Hz / 120V 60Hz	220-240V 50Hz / 120V 60Hz



UPF-8000

UPF-12000

Jebao® Easy Cleaning Filter

Facts:

- Simple and convenient cleaning of the filter by rotating the cleaning handle
- Large capacity for mechanical and biological filtering system
- Large power UVC light for safe elimination of suspended algae and pathogens
- Safe and durable, suitable for garden pools and koi pond filtering system

特点:

- 旋转清洁手柄即可清洗过滤器, 操作十分简便
- 超大容积, 更有效地进行物理、生化过滤
- 大功率UVC灯, 彻底清除藻类和有害细菌
- 安全耐用, 适合于花园池塘和锦鲤鱼塘的过滤系统



ECF-15000

Ponds (L) 水池体积	15000
In/Out (mm) 进、出水口	Ø 20/25/32/40
Dimension (mm) 尺寸	640X413X694
UV (W) 功率	18/24
Supply voltage 电源	220-240V 50Hz / 120V 60Hz

Facts:

- UVC light creates clear pond water
- Safely and effectively eliminates pathogens and bacteria (by means of uvc radiation)
- Indicator screen design for checking the lamp function
- Easy assembly due to large number of connection accessories which can be combined with all filters on the market

特点:

- 创建一个清洁、健康的水池环境
- 通过UVC紫外线照射，安全、有效地去除藻类和有害细菌
- 独特的指示玻璃设计，可随时观察产品工作状态
- 多层连接接头设计，可以和市场上各种过滤器匹配




Model 型号	Capacity(watts) 功率	Pond water volume(m ³) 水池体积	Supply voltage 电源	Operating voltage 工作电压	Length(mm) 长度	mm Ø connection(mm) 直径 进、出水口
PU-7	7	3.5	220-240v50Hz/120v60Hz	220-240v50Hz/120v60Hz	309.5	Ø 83 Ø 20/25/32/40
PU-9	9	4.5	220-240v50Hz/120v60Hz	220-240v50Hz/120v60Hz	309.5	Ø 83 Ø 20/25/32/40
PU-11	11	5.5	220-240v50Hz/120v60Hz	220-240v50Hz/120v60Hz	309.5	Ø 83 Ø 20/25/32/40
PU-18	18	8.0	220-240v50Hz/120v60Hz	220-240v50Hz/120v60Hz	313.5	Ø 83 Ø 20/25/32/40
PU-36	36	18	220-240v50Hz/120v60Hz	220-240v50Hz/120v60Hz	503	Ø 83 Ø 20/25/32/40
PU-55	55	25	220-240v50Hz/120v60Hz	220-240v50Hz/120v60Hz	623	Ø 83 Ø 20/25/32/40

Facts:

- UVC light creates clear pond water
- Safely and effectively eliminates pathogens and bacteria (by means of uvc radiation)
- Indicator screen design for checking the lamp function
- Easy assembly due to large number of connection accessories which can be combined with all filters on the market

特点:

- 创建一个清洁、健康的水池环境
- 通过UVC紫外线照射，安全、有效地去除藻类和有害细菌
- 独特的指示玻璃设计，可随时观察产品工作状态
- 多层连接接头设计，可以和市场上各种过滤器匹配



Model 型号	Capacity(watts) 功率	Pond water volume(m ³) 水池体积	Supply voltage 电源	Operating voltage 工作电压	Length(mm) 长度	mm Ø connection(mm) 直径 进、出水口
UVC-18	18	8.0	220-240v50Hz/120v60Hz	220-240v50Hz/120v60Hz	309.5	Ø 83 Ø 20/25/32/40
UVC-36	36	18	220-240v50Hz/120v60Hz	220-240v50Hz/120v60Hz	309.5	Ø 83 Ø 20/25/32/40
UVC-55	55	25	220-240v50Hz/120v60Hz	220-240v50Hz/120v60Hz	309.5	Ø 83 Ø 20/25/32/40

JPL1



Power consumption(watts) 功率	10
Operating Voltage(Volts) 电源	12v 50/60Hz
Color discs 色片	Red.blue.yellow.green
Ground spike 插杆型	No
Stand 桌面型	Yes
Required trasformer 变压器	10VA
Open air operation 陆用	Yes
Underwater operation 潜水	Yes
Ø (mm)xheight(mm) 尺寸	Ø 56.5x77.5

JPL2



Power consumption(watts) 功率	10
Operating Voltage(Volts) 电源	12v 50/60Hz
Color discs 色片	No
Ground spike 插杆型	No
Stand 桌面型	Yes
Required trasformer 变压器	10VA
Open air operation 陆用	Yes
Underwater operation 潜水	Yes
Ø (mm)xheight(mm) 尺寸	Ø 56.5x73

JPL1-3



Power consumption(watts) 功率	3X10
Operating Voltage(Volts) 电源	12v 50/60Hz
Color discs 色片	Red.blue.yellow.green
Ground spike 插杆型	No
Stand 桌面型	Yes
Required trasformer 变压器	30VA
Open air operation 陆用	Yes
Underwater operation 潜水	Yes
Ø (mm)xheight(mm) 尺寸	3-Ø 56.5x77.5

PL1LED



Power consumption(watts) 功率	1.6
Operating Voltage(Volts) 电源	12v 50/60Hz
Color discs 色片	Red.blue.yellow.green
Ground spike 插杆型	Yes
Stand 桌面型	Yes
Required trasformer 变压器	3VA
Open air operation 陆用	Yes
Underwater operation 潜水	Yes
Ø (mm)xheight(mm) 尺寸	Ø 56.5x77.5

PL1-3LED



Power consumption(watts) 功率	4.8
Operating Voltage(Volts) 电源	12v 50/60Hz
Color discs 色片	Yes
Ground spike 插杆型	Yes
Stand 桌面型	Yes
Required trasformer 变压器	4VA
Open air operation 陆用	Yes
Underwater operation 潜水	Yes
Ø (mm)xheight(mm) 尺寸	Ø 56.5x73

Water Lighting



Power consumption(watts) 功率	10
Operating Voltage(Volts) 电源	12v 50/60Hz
Required trasformer 变压器	10VA
Ø (mm)xheight(mm) 尺寸	Ø 82x94

Finger Lighting



Power consumption(watts) 功率	2/4/5/10
Operating Voltage(Volts) 电源	12v 50/60Hz
Required trasformer 变压器	2/4/5/10VA
Ø (mm)xheight(mm) 尺寸	Ø 15x68

PL3LED



Power consumption(watts) 功率	3.5
Operating Voltage(Volts) 电源	12v 50/60Hz
Color discs 色片	No
Ground spike 插杆型	Yes
Stand 桌面型	Yes
Required transformer 变压器	4VA
Open air operation 陆用	Yes
Underwater operation 潜水	Yes
Ø (mm)xheight(mm) 尺寸	Ø 150X135

JPL3



Power consumption(watts) 功率	10/20/35
Operating Voltage(Volts) 电源	12v 50/60Hz
Color discs 色片	No
Ground spike 插杆型	Yes
Stand 桌面型	Yes
Required transformer 变压器	10/20/35VA
Open air operation 陆用	NO
Underwater operation 潜水	Yes
Ø (mm)xheight(mm) 尺寸	Ø 150x135

JPL4



Power consumption(watts) 功率	35/50
Operating Voltage(Volts) 电源	12v 50/60Hz
Color discs 色片	No
Ground spike 插杆型	Yes
Stand 桌面型	Yes
Required transformer 变压器	35/50VA
Open air operation 陆用	Yes
Underwater operation 潜水	Yes
Ø (mm)xheight(mm) 尺寸	Ø 150x135

GL1



Power consumption(watts) 功率	10
Operating Voltage(Volts) 电源	12v 50/60Hz
Color discs 色片	Red.blue.yellow.green
Ground spike 插杆型	Yes
Stand 桌面型	Yes
Required transformer 变压器	10VA
Open air operation 陆用	Yes
Underwater operation 潜水	Yes
Ø (mm)xheight(mm) 尺寸	Ø 91X100

GL1-3



Power consumption(watts) 功率	3X10
Operating Voltage(Volts) 电源	12v 50/60Hz
Color discs 色片	Yes
Ground spike 插杆型	Yes
Stand 桌面型	Yes
Required transformer 变压器	30VA
Open air operation 陆用	Yes
Underwater operation 潜水	Yes
Ø (mm)xheight(mm) 尺寸	Ø 91X100

GL2



Power consumption(watts) 功率	20
Operating Voltage(Volts) 电源	12v 50/60Hz
Color discs 色片	Yes
Ground spike 插杆型	Yes
Stand 桌面型	Yes
Required transformer 变压器	20VA
Open air operation 陆用	Yes
Underwater operation 潜水	Yes
Ø (mm)xheight(mm) 尺寸	Ø 151X140

GL2-3



Power consumption(watts) 功率	3X20
Operating Voltage(Volts) 电源	12v 50/60Hz
Color discs 色片	Yes
Ground spike 插杆型	Yes
Stand 桌面型	Yes
Required transformer 变压器	60VA
Open air operation 陆用	Yes
Underwater operation 潜水	Yes
Ø (mm)xheight(mm) 尺寸	Ø 151X140

GL3



Power consumption(watts) 功率	20
Operating Voltage(Volts) 电源	12v 50/60Hz
Color discs 色片	Yes
Ground spike 插杆型	Yes
Stand 桌面型	Yes
Required trasformer 变压器	20VA
Open air operation 陆用	Yes
Underwater operation 潜水	Yes
Ø (mm)xheight(mm) 尺寸	Ø 151X160

GL3-3



Power consumption(watts) 功率	3X20
Operating Voltage(Volts) 电源	12v 50/60Hz
Color discs 色片	Yes
Ground spike 插杆型	Yes
Stand 桌面型	Yes
Required trasformer 变压器	60VA
Open air operation 陆用	Yes
Underwater operation 潜水	Yes
Ø (mm)xheight(mm) 尺寸	Ø 151X160

GL1LED



Power consumption(watts) 功率	1.6
Operating Voltage(Volts) 电源	12v 50/60Hz
Color discs 色片	Red.blue.yellow.green
Ground spike 插杆型	Yes
Stand 桌面型	Yes
Required trasformer 变压器	3VA
Open air operation 陆用	Yes
Underwater operation 潜水	Yes
Ø (mm)xheight(mm) 尺寸	Ø 91X100

GL1-3LED




Power consumption(watts) 功率	3X1.6
Operating Voltage(Volts) 电源	12v 50/60Hz
Color discs 色片	Yes
Ground spike 插杆型	Yes
Stand 桌面型	Yes
Required trasformer 变压器	4VA
Open air operation 陆用	Yes
Underwater operation 潜水	Yes
Ø (mm)xheight(mm) 尺寸	Ø 91X100




FLD-36

Pump:3000LPH 60W
Mist make: 28.8W
LED-Ring: 3W

Mist Maker Floating Fog



FM-10 24V 28.8W



Facts:

- Ensure safety under low voltage.
- Make sure pumps don't operate without water when pumps stop working under low water level.
- Equip with various kinds of lamps accessories and make fountain more beautiful.
- Can be used with various Jebao series pumps under the flow rate from 150L/h to 2000L/h.

特点:

- 低电压，确保安全
- 低水位时，水泵停止工作，确保水泵不干转
- 可配各种灯具，使喷泉更加美观
- 水泵可用150LPH至2000LPH
Jebao各种泵系列



WS-01



WS-02



principle of work



principle of work



FOUNTAINS LED LIGHTING

- FTL-1A (Copper case) FTL-1B (Plastic case) FTL-1C (Plastic case) FTL-1D (Plastic case)



FTL-2

Fountain pump with LED

Facts:

- Ensure safety under low voltage.
- Extremely low energy consumption
- Equip with various kinds of pumps accessories and make fountain more beautiful.
- Can be used with various Jebao series pumps under the flow rate from 150L/h to 2000L/h.

特点:

- 低电压，确保安全
- 超低功率损耗
- 可配各种水泵，使喷泉更加美观
- 水泵可用150LPH至2000LPH
Jebao各种泵系列



4LED-01

4LED-02



Fountain Nozzle



Aquarium Filter 1 Series

		103U	104U
Flow Rate	流量	1500L/h(397G/h)	2000L/h(530G/h)
Hmax	扬程	200CM(6.6Ft)	300CM(1.0Ft)
Voltage	电源	220-240V/1 20V	220-240V/1 20V
Hz	频率	50/60Hz	50/60Hz
Watt	功率	50W	50W
UV Power	UV灯功率	5W	5W
Approvals	认证	GS/CE	GS/CE



Connector



Aquarium Filter 1 Series

	103	104
Flow Rate 流量	1500L/h(397G/h)	2000L/h(530G/h)
Hmax 扬程	200CM(6.6Ft)	300CM(10Ft)
Voltage 电源	220-240V/120V	220-240V/120V
Hz 频率	50/60Hz	50/60Hz
Watt 功率	50W	50W
Approvals 认证	GS/CE	GS/CE



Aquarium Filter 3 Series

	302	303	304
FlowRate 流量	1000L/h(265G/h)	1200L/h(320G/h)	1200L/h(320G/h)
Hmax 扬程	120CM(4Ft)	150CM(5Ft)	180CM(6Ft)
Voltage 电源	220-240V/120V	220-240V/120V	220-240V/120V
Hz 频率	50/60Hz	50/60Hz	50/60Hz
Watt 功率	20W	20W	20W
Approvals 认证	GS/CE	GS/CE	GS/CE



Aquarium Filter 5 Series

	502	503
Flow Rate 流量	600L/h(160G/h)	750L/h(200G/h)
Hmax 扬程	120CM(4Ft)	150CM(5Ft)
Voltage 电源	220-240V/120V	220-240V/120V
Hz 频率	50/60Hz	50/60Hz
Watt 功率	15W	15W
Approvals 认证	GS/CE	GS/CE



Aquarium Filter 8 Series

	812	815	818
Flow Rate 流量	1000L/h(265G/h)	1200L/h(320G/h)	1200L/h(320G/h)
Hmax 扬程	120CM(4Ft)	150CM(5Ft)	180CM(6Ft)
Voltage 电源	220-240V/120V	220-240V/120V	220-240V/120V
Hz 频率	50/60Hz	50/60Hz	50/60Hz
Watt 功率	20W	20W	20W
Approvals 认证	GS/CE	GS/CE	GS/CE



	912	915	918
Flow Rate 流量	1000L/h(265G/h)	1200L/h(320G/h)	1200L/h(320G/h)
Hmax 扬程	120CM(4Ft)	150CM(5Ft)	180CM(6Ft)
Voltage 电源	220-240V/120V	220-240V/120V	220-240V/120V
Hz 频率	50/60Hz	50/60Hz	50/60Hz
Watt 功率	20W	20W	20W
Approvals 认证	GS/CE	GS/CE	GS/CE



333F

Flow rate流量: 300L/h(80G/h)
Hmax扬程: 65cm(2.1Ft)
Voltage电源: 220-240V/120V
Hz频率: 50/60Hz
Watt功率: 4w
Approvals认证: UL/CUL/GS/SAA/CE



JBF-1000

Flow rate流量: 750L/h(200G/h)
Hmax扬程: 120cm(4Ft)
Voltage电源: 220-240V/120V
Hz频率: 50/60Hz
Watt功率: 15w



JBF-1200

Flow rate流量: 750L/h(200G/h)
Hmax扬程: 120cm(4Ft)
Voltage电源: 220-240V/120V
Hz频率: 50/60Hz
Watt功率: 15w



JBF-1500

Flow rate流量: 900L/h(238G/h)
Hmax扬程: 160cm(5.2Ft)
Voltage电源: 220-240V/120V
Hz频率: 50/60Hz
Watt功率: 20w



JBF-2000

Flow rate流量: 1200L/h(320G/h)
Hmax扬程: 180cm(6Ft)
Voltage电源: 220-240V/120V
Hz频率: 50/60Hz
Watt功率: 25w



JBF-2500

Flow rate流量: 1800L/h(475G/h)
Hmax扬程: 260cm(8.5Ft)
Voltage电源: 220-240V/120V
Hz频率: 50/60Hz
Watt功率: 30w



399F

Flow rate流量: 1200L/h(320G/h)
Hmax扬程: 190cm(6.2Ft)
Voltage电源: 220-240V/120V
Hz频率: 50/60Hz
Watt功率: 16w
Approvals认证: UL/CUL/GS/SAA/CE



JB-1000
 Flow rate流量: 750L/h(200G/h)
 Hmax扬程: 120cm(4Ft)
 Voltage电源: 220-240V/120V
 Hz频率: 50/60Hz
 Watt功率: 15w



JB-1500
 Flow rate流量: 900L/h(238G/h)
 Hmax扬程: 160cm(5.2Ft)
 Voltage电源: 220-240V/120V
 Hz频率: 50/60Hz
 Watt功率: 20w



JB-2000
 Flow rate流量: 1200L/h(320G/h)
 Hmax扬程: 180cm(6Ft)
 Voltage电源: 220-240V/120V
 Hz频率: 50/60Hz
 Watt功率: 25w



JB-2500
 Flow rate流量: 1800L/h(475G/h)
 Hmax扬程: 260cm(8.5Ft)
 Voltage电源: 220-240V/120V
 Hz频率: 50/60Hz
 Watt功率: 30w

Air Pumps Series

A210
 Voltage电源: 220-240V/120V/12V
 Hz频率: 50/60Hz
 Watt功率: 2w
 Pressure压力: ≥12 Kpa (0.6M)
 Flow rate流量: ≥0.6L/H(0.6M)
 Noise噪音: ≤35 dB



A220
 Voltage电源: 220-240V/120V/12V
 Hz频率: 50/60Hz
 Watt功率: 2w
 Pressure压力: ≥15 Kpa (1.2M)
 Flow rate流量: ≥1.0L/H(1.2M)
 Noise噪音: ≤35 dB



A230
 Voltage电源: 220-240V/120V/12V
 Hz频率: 50/60Hz
 Watt功率: 2.5w
 Pressure压力: ≥20 Kpa (1.5M)
 Flow rate流量: ≥1.0L/H(1.5M)
 Noise噪音: ≤35 dB



A250
 Voltage电源: 220-240V/120V/12V
 Hz频率: 50/60Hz
 Watt功率: 2.5w
 Pressure压力: ≥20 Kpa (1.5M)
 Flow rate流量: ≥1.0L/H(1.5M)
 Noise噪音: ≤35 dB



Simple external hanging filter



JF-300
 Flow Rate流量: 250L/h(66G/h)
 Hmax扬程: 50CM(1.6Ft)
 Voltage电源: 220-240V/120V
 Hz频率: 50/60Hz
 Watt功率: 4W



JF-400
 Flow Rate流量: 400L/h(106G/h)
 Hmax扬程: 65CM(2.1Ft)
 Voltage电源: 220-240V/120V
 Hz频率: 50/60Hz
 Watt功率: 8W



JF-600
 Flow Rate流量: 500L/h(132G/h)
 Hmax扬程: 65CM(2.1Ft)
 Voltage电源: 220-240V/120V
 Hz频率: 50/60Hz
 Watt功率: 10W



M10
 Mini-Mist Maker
 Power:AC24V 28.8W
 Working water depth:45 - 65mm
 Water Rate:80ml/h
 Size:dia.38mm/ H45mm
 Ceramic disc size:dia.16mm



M10D
 Power:AC24V 28.8W
 Working water depth:45 - 65mm
 Water Rate:80ml/h
 Size:dia.43mm/ H.45mm
 Ceramic disc size:dia.16mm



M10LED
 Power:AC24V 28.8W
 Working water depth:45 - 65mm
 Water Rate:80ml/h
 Size:dia.46mm/ H.45mm
 Ceramic disc size:dia.16mm

Outdoor transformer

EI-41



EI-48



MODEL 型号	VOLTAGE 电源	CURRENT 电流	POWER 功率	UL/CUL 认证	TUV/GS 认证	BSI 认证	SAA 认证
EI-41	12V	200-1000mA	2.4-12W	•	•	•	•
	24V	100-500mA	2.4-12W	•	•	•	•

MODEL 型号	VOLTAGE 电源	CURRENT 电流	POWER 功率	UL/CUL 认证	TUV/GS 认证	BSI 认证	SAA 认证
EI-48	12V	600-1800mA	7.2-21.6W	•	•	•	•
	12V	200-2000mA	2.4-24W	•	•	•	•
	24V	500-900mA	12-21.6W	•	•	•	•

EI-57



EI-66



MODEL 型号	VOLTAGE 电源	CURRENT 电流	POWER 功率	UL/CUL 认证	TUV/GS 认证	BSI 认证	SAA 认证
EI-57	12V	1500-3300mA	18-40W	•	•	•	•
	12V	1800-3500mA	21.6-42W	•	•	•	•
	24V	800-1670mA	19.2-40W	•	•	•	•

MODEL 型号	VOLTAGE 电源	CURRENT 电流	POWER 功率	UL/CUL 认证	TUV/GS 认证	BSI 认证	SAA 认证
EI-66	12V	3500-5000mA	42-60W	•	•	•	•
	12V	500mA	60W	•	•	•	•
	24V	1870-2500mA	45-60W	•	•	•	•